

CUT Chair



Features:

Cut collection offers a variety of forms and personalities for multiple modes of use. The ultimate chair, perfect for home and office environments.

Baydur® fire resistant polyurethane shell.

Options:

- Base options: Sled base, 4 wooden leg, trestle swivel, 5 star base with self-braking castors, 5 star base height adjustable with self-braking castors, trestle base with castors and 4 star swivel base

Design: FRANCESCO ROTA for LAPALMA

Warranty: 5 years

Certifications: FSC

Finishes:

Sled base: Mat chromed steel and black or white powder coat

4 wooden legs: Black open pore and natural ash

Trestle, 5 star base, 4 star swivel: Black, white powder coat or sandblasted aluminium

Inner or fully Upholstery in fabric collection categories A, B, C, D, soft leather or COM(P)*.

Refer to Lapalma Finishes Specification

Slide base, 4 wooden legs glides: Felt or plastic

Polyurethane Shell:

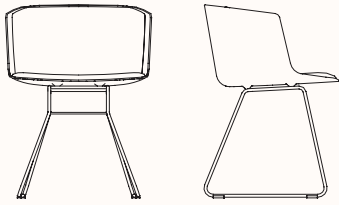


White
Lacquered



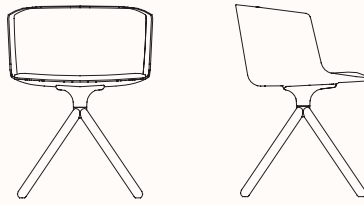
Black
Lacquered

Dimensions



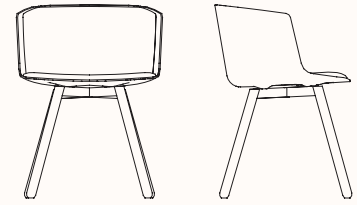
Sled Base S139/S140

OW 550mm
OD 510mm
SH 460mm
OH 720mm



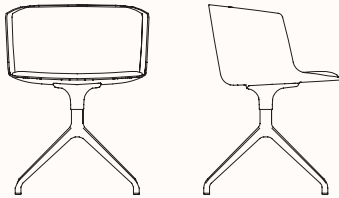
4 Wooden Leg Swivel S147/S148

OW 550mm
OD 510mm
SH 460mm
OH 720mm




4 Wooden Legs S180/S181

OW 550mm
OD 510mm
SH 460mm
OH 720mm



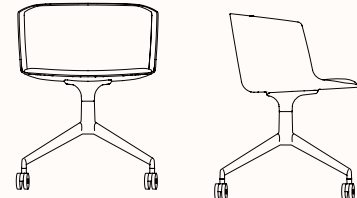
Trestle Swivel S151/1 / S152/1

OW 550mm
OD 510mm
SH 460mm
OH 720mm



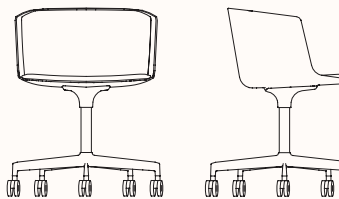
4 Star Swivel S190/S191

OW 550mm
OD 510mm
SH 460mm
OH 720mm



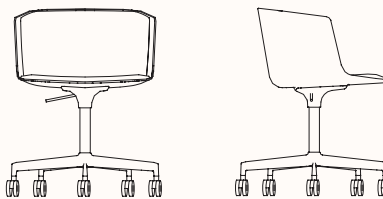
Trestle with Castors S192/S193

OW 600mm
OD 600mm
SH 460mm
OH 720mm



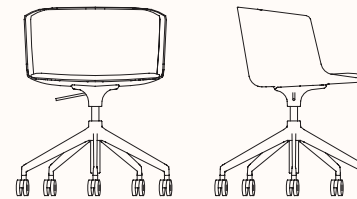
5 Star S184/S185

OW 600mm
OD 600mm
SH 460mm
OH 720mm



5 Star Height Adjustable S186/S187

OW 600mm
OD 600mm
SH 420-520mm
OH 700-800mm



5 Star High Base Height Adjustable S188/S189

OW 600mm
OD 600mm
SH 420-520mm
OH 700-800mm